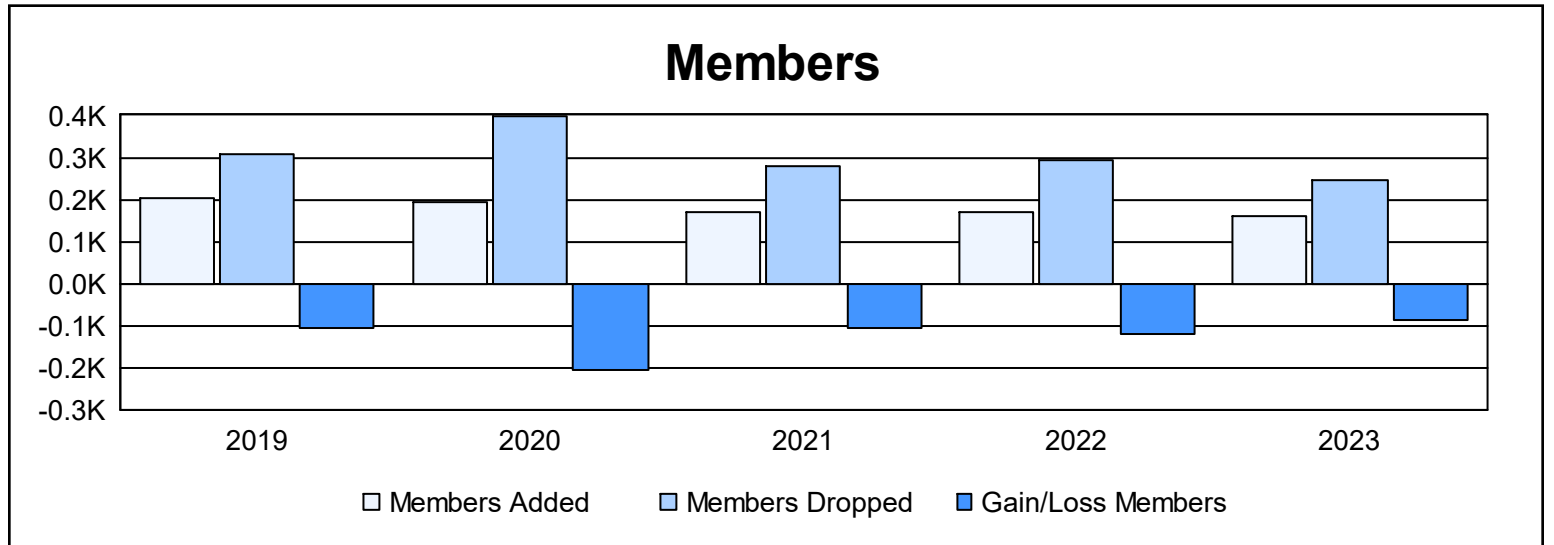
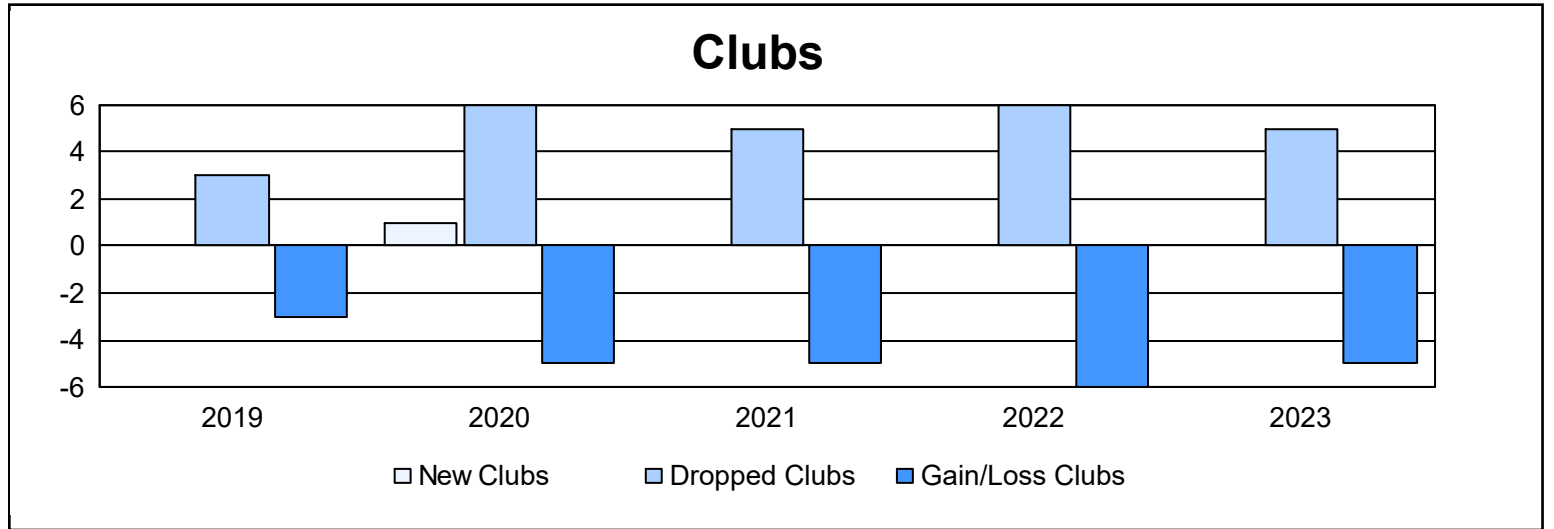


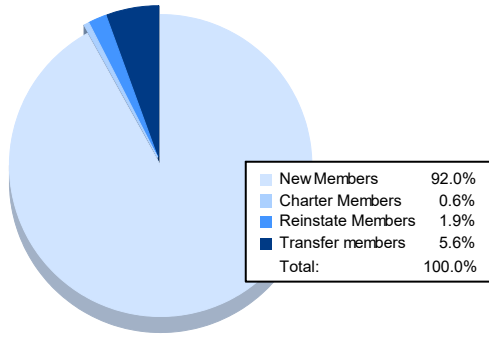
Multiple District 30

As of June 2023 Cumulative

Year	New Clubs	Dropped Clubs	Gain/Loss Clubs	New Members	Charter Members	Reinstate Members	Transfer Members	Total Member Added	Total Members Dropped	Gain/Loss Members
2018-2019	0	3	-3	157	10	27	9	203	309	-106
2019-2020	1	6	-5	147	25	12	9	193	399	-206
2020-2021	0	5	-5	127	1	37	5	170	277	-107
2021-2022	0	6	-6	161	0	7	3	171	291	-120
2022-2023	0	5	-5	149	1	3	9	162	247	-85
Average	0	5	-5	148	7	17	7	180	305	-125



Membership Composition June 2023 Cumulative



Gender Composition June 2023 Cumulative

